



# Weill Cornell Medicine

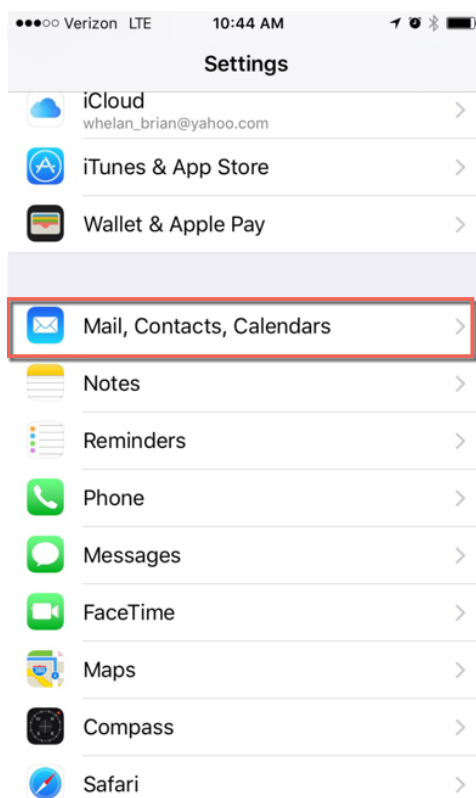
## Information Technologies & Services

---

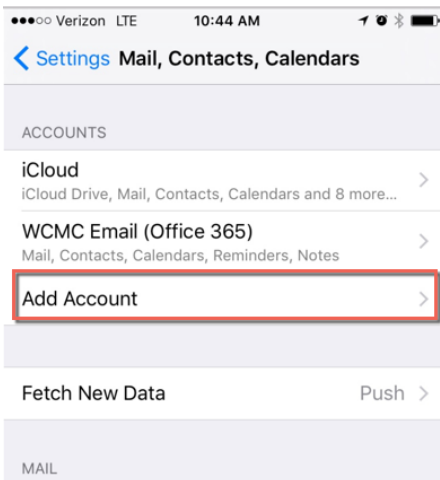
### How to configure WCM email on your iOS device

**Note:** Please perform the following steps using a **cellular** internet connection instead of wi-fi. After you have completed this process you can resume using a wi-fi connection.


1. Go to **Settings** → **Mail, Contact, Calendars**



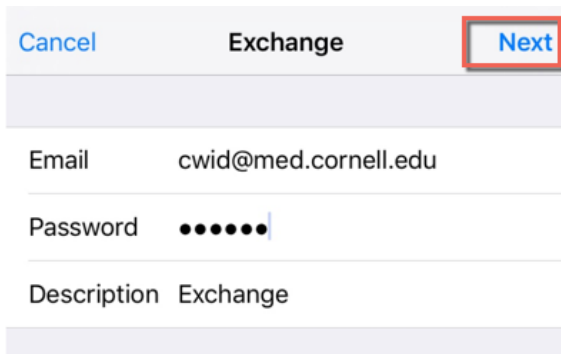
2. Select **Add Account**



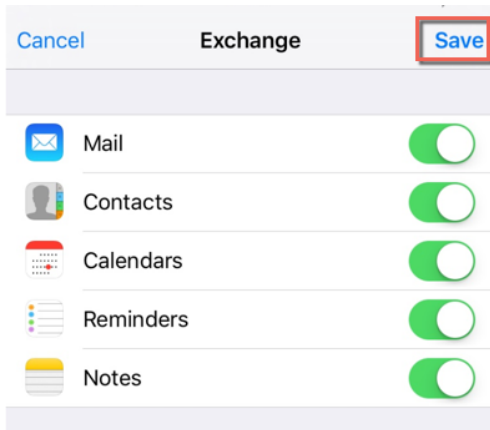
3. Select **Exchange**



4. Enter WCM email address and password, and select **Next**



5. Select all categories and click **Save**



6. When complete, this is how your Account Settings should appear.

